



CITY OF WEST WENDOVER
 1111 N. GENE L. JONES WAY – P.O. BOX 2825 WEST WENDOVER, NEVADA 89883
 (775) 664-3081 WESTWENDOVERCITY.COM

WEST WENDOVER ANNUAL QUICK FACTS March 2016

POPULATION – July 1, 2015 (2015 Nevada Demographer and 2015 Utah Estimate)

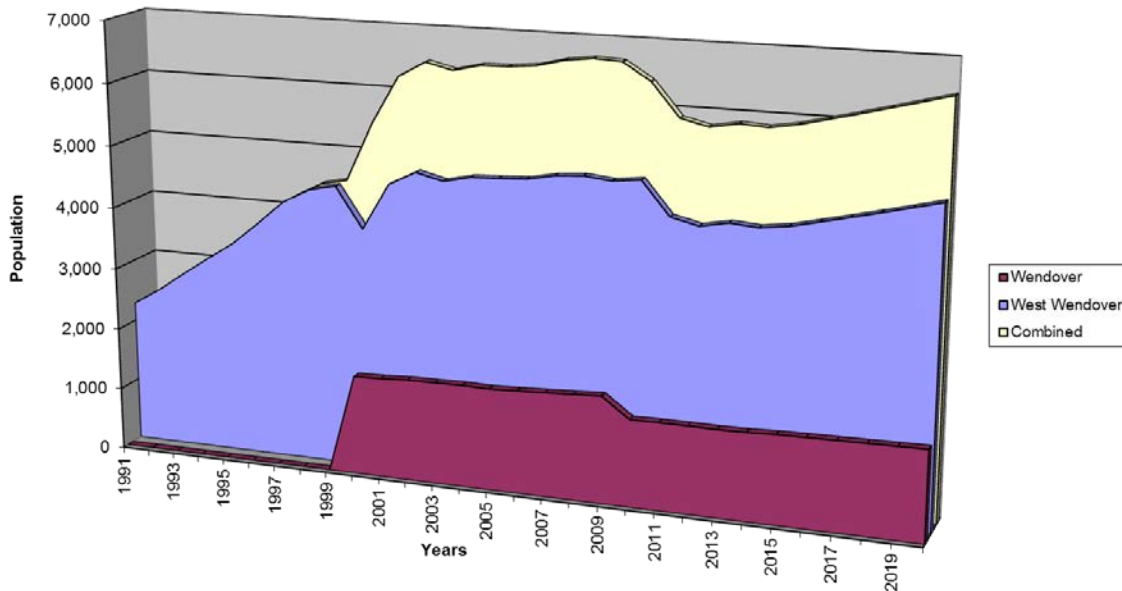
City of West Wendover, Nevada: 4,478
 City of Wendover Utah: 1,400
 Total: 5,878

West Wendover (projection with 2.3% annual growth based on 1993-2015)				Wendover, Utah (projection with 0.50% annual growth based on 2000-2015)							
2005	4,848	2012	4,367	2019	4,904	2005	1,639	2012	1,406	2019	1,456
2006	4,871	2013	4,453	2020	5,017	2006	1,657	2013	1,401	2020	1,463
2007	4,958	2014	4,420			2007	1,678	2014	1,408		
2008	4,990	2015	4,478			2008	1,700	2015	1,427		
2009	4,945	2016	4,581			2009	1,724	2016	1,434		
2010	4,999	2017	4,686			2010	1,400	2017	1,441		
2011	4,470	2018	4,794			2011	1,406	2018	1,449		

Combined Population Cities Only

2005	6,487	2012	5,773	2019	6,360
2006	6,528	2013	5,854	2020	6,480
2007	6,636	2014	5,828		
2008	6,690	2015	5,905		
2009	6,669	2016	6,015		
2010	6,399	2017	6,128		
2011	5,876	2018	6,243		

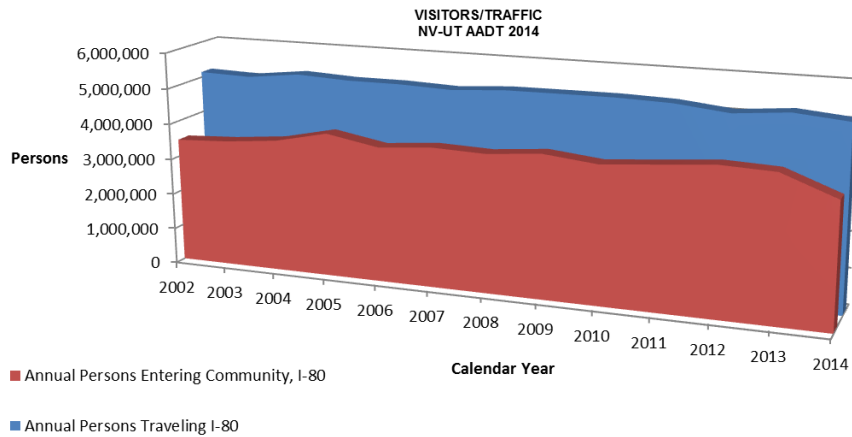
Combined Population Projection (2020)



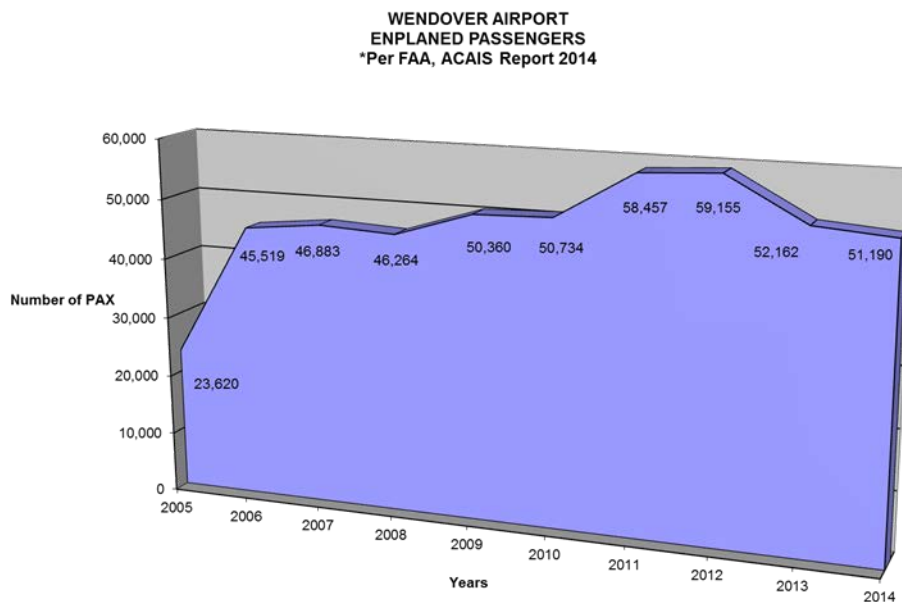
VISITORS AND TRAFFIC

West Wendover as a tourist community receives on average 12,000 to 15,000 gaming oriented visitors per weekend. The slow season is mid-November through the first of March; December is the slowest month of the year with increased activity in the spring and a high season being May through September.

Interstate 80 bisects West Wendover carrying an average of 6,219 vehicles per day through the community (East and West); 5,200 of those vehicles (77%) are estimated to exit into the community east and west bound through four community interchanges (Nevada DOT AADTC 2012, Utah DOT AADTC 2012). The most recent NDOT Nevada Rural Interstate occupancy average (2003) is 2.3 persons per vehicle. This equates to **13,950 persons per day (5,091,917 person per year)** passing through our community each year with **9,465 persons per day (3,454,543 persons per year)** entering the community via Interstate 80.



In addition to interstate traffic, FLYAWAY Wendover offers commercial charter flights into the community as part of a community wide flight program headed by the Resorts at Wendover Group. This program currently operates an average of 7-10 flights per week (70 cities) with 168 passenger Boeing 737-800 aircraft operated by Xtra Airways. Those passengers stay several nights adding upwards of 450 additional visitors in the community each day. The program has seen an average annual growth rate of 11.86% since its inception in 2005.



GAMING

West Wendover is home to five prominent gaming properties, which are:

Montego Bay Casino & Resort
www.wendoverfun.com

Peppermill Casino & Hotel
www.wendoverfun.com

Rainbow Casino & Hotel
www.wendoverfun.com

Red Garter Casino & Hotel
www.wendoverresorts.com

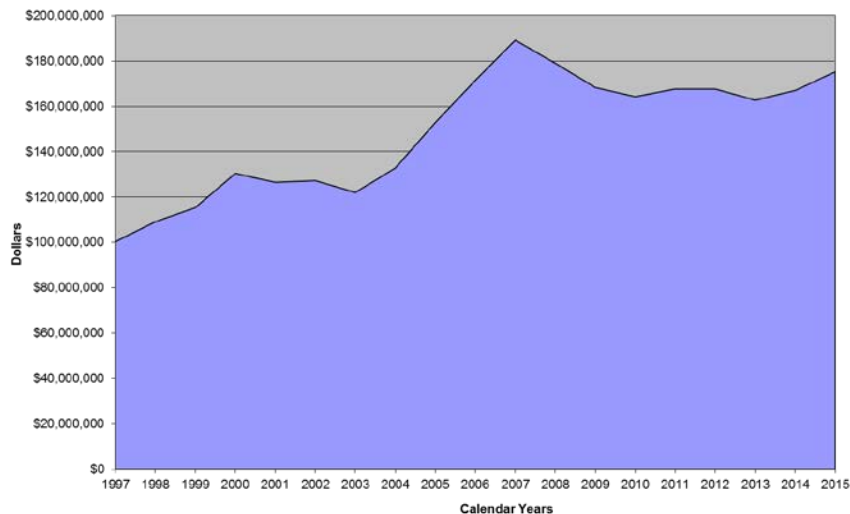
Wendover Nugget Hotel & Casino
www.wendoverresorts.com

West Wendover has made tremendous strides through the decades becoming a destination resort community that offers great amenities and activities, least of which being true **Nevada Style Entertainment!**

TOTAL GAMING WIN

	State of Nevada	Inc/Dec Previous Year	West Wendover	Inc/Dec Previous Year	As % State Total
2015	\$10,256,396,742	-6.90%	\$175,232,422	4.91%	1.71%
2014	\$11,016,053,837	-1.16%	\$167,028,408	2.64%	1.52%
2013	\$11,145,385,714	2.62%	\$162,730,924	-2.94%	1.46%
2012	\$10,861,087,377	1.49%	\$167,662,258	-0.03%	1.54%
2011	\$10,701,174,862	2.85%	\$167,711,508	2.13%	1.57%
2010	\$10,405,019,312	0.16%	\$164,221,005	-2.45%	1.58%
2009	\$10,388,074,667	-10.44%	\$168,337,819	-5.96%	1.62%
2008	\$11,599,320,302	-9.71%	\$179,006,644	-5.38%	1.54%
2007	\$12,846,521,224	1.78%	\$189,192,960	10.36%	1.47%
2006	\$12,622,044,000	8.42%	\$171,440,000	12.18%	1.36%
2005	\$11,641,596,716	10.22%	\$152,824,260	15.09%	1.31%
2004	\$10,562,247,370	9.73%	\$132,786,949	8.83%	1.26%
2003	\$9,625,302,181	1.88%	\$122,013,284	-4.14%	1.27%
2002	\$9,447,660,284	-0.22%	\$127,278,008	0.60%	1.35%
2001	\$9,468,598,680	-1.40%	\$126,524,243	-2.99%	1.34%
2000	\$9,602,585,758	6.44%	\$130,425,632	13.10%	1.36%
1999	\$9,021,570,135	11.86%	\$115,322,633	5.70%	1.28%
1998	\$8,064,970,291	3.37%	\$109,106,569	8.77%	1.35%
1997	\$7,801,920,467		\$100,308,875	-	1.29%
			Average	5.65%	1.35%

West Wendover Gaming Revenue



FINANCIAL INSTITUTIONS

Greater Nevada Credit Union (www.gncu.org) (775) 664-3076
 Nevada State Bank (www.nsbank.com) (775) 664-2523

TOP 10 EMPLOYERS IN WEST WENDOVER, NEVADA (2015)

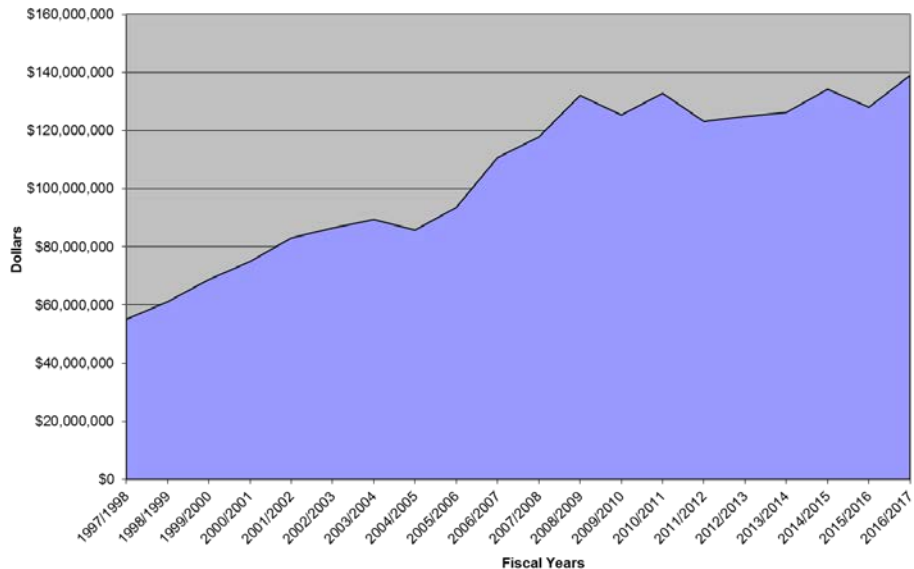
Peppermill Hotel & Casino	572
Rainbow Hotel & Casino	562
Montego Bay Casino & Resort	605
Wendover Nugget	445
Red Garter Casino	165
City of West Wendover	76
West Wendover Recreation District	62
Smith's Food	72
Wendover Ambulance	34
Elko County School District (West Wendover)	119

CITY VALUATION (Assessed Value by State of Nevada, Department of Taxation)

2016/2017	\$139,024,708	% change from previous year	8.5%
2015/2016	\$128,087,199	% change from previous year	-4.6%
2014/2015	\$134,258,350	% change from previous year	6.3%
2013/2014	\$126,260,772	% change from previous year	1.1%
2012/2013	\$124,879,420	% change from previous year	1.4%
2011/2012	\$123,166,941	% change from previous year	-7.3%
2010/2011	\$132,856,379	% change from previous year	6.0%
2009/2010	\$125,389,662	% change from previous year	-5.1%
2008/2009	\$132,115,223	% change from previous year	12.1%
2007/2008	\$117,832,860	% change from previous year	6.4%
2006/2007	\$110,774,861	% change from previous year	18.3%
2005/2006	\$93,600,603	% change from previous year	9.1%
2004/2005	\$85,813,156	% change from previous year	-4.0%
2003/2004	\$89,407,347	% change from previous year	3.4%
2002/2003	\$86,501,323	% change from previous year	4.1%
2001/2002	\$83,086,204	% change from previous year	10.8%
2000/2001	\$74,966,644	% change from previous year	9.0%
1999/2000	\$68,767,382	% change from previous year	12.5%
1998/1999	\$61,124,242	% change from previous year	10.9%
1997/1998	\$55,105,077	% change from previous year	7.8%

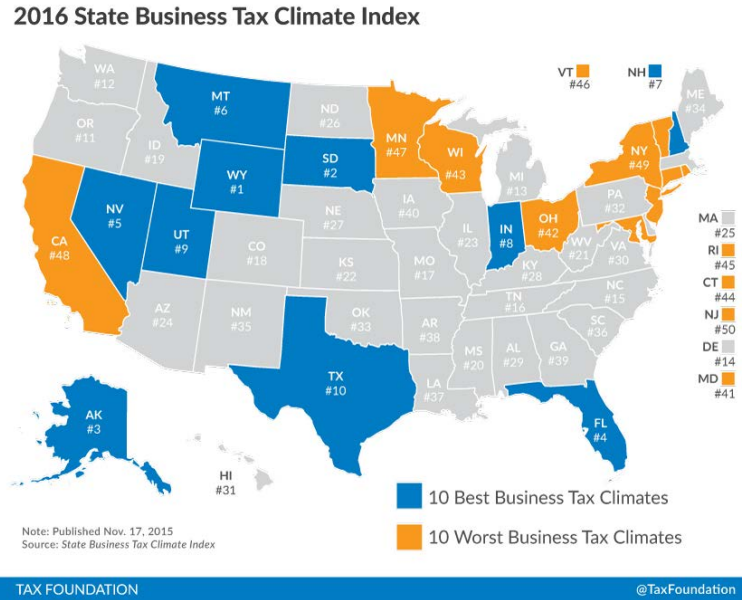
Average 5.34%

West Wendover Assessed Valuation



TAX BURDEN

Nevada's is ranked in the top 10 states related to tax burden according to the 2016 State Business Tax Climate Index by the Tax Foundation. Nevada's ranking of #5 is the 2nd lowest in the western contiguous U.S., only Wyoming is ranked lower. Nevada is ranked #1 with regard to having the lowest individual tax income rate at zero and is ranked #4 for corporate income tax.



TRANSPORTATION

Interstate 80. Connecting Salt Lake City, Utah to San Francisco, California

U.S. Highway 93A . Connecting West Wendover to Las Vegas, Nevada and Interstate 15

Union Pacific Rail Road. Main East/West Line Connecting Salt Lake City to Oakland, California

Wendover Airport

- Former WWII Air Field and Air Force Auxiliary Base
- Two runways (8,100'x 100') and (10,000' x 150')
- Large Ramp Area and Hangar Complexes
- New 10,000 sq.ft. Passenger Terminal, opened 2009
- B-737-800 Charter Passenger Service in Operation by FLYAWAY Wendover, Xtra Airways.
- Historic Museum and related facilities

UTILITIES

Electricity.

Provided by Wells Rural Electric Company a Co-op facility serving northeastern Nevada and a portion of western Utah. You can access Wells Rural Electric's current rate schedule at:

<http://www.wrec.coop/rates/rate-structures/>

Propane/Natural Gas

Provided by Propane of Wendover and Wendover Gas Company. As of today, West Wendover is served by LP Gas with a Natural Gas capable grid system. Natural Gas currently 60 miles north, plans for potential connection in 5 years.

Telecommunications

CentraCom, located in Fairview, Utah. www.centracom.com
 Frontier Communications, located in Elko, Nevada. www.frontier.com

Cable Television

CentraCom, located in Fairview, Utah. www.centracom.com

Fiber Services

Beehive Broadband – www.beehivebroadband.com
 CentraCom Interactive – www.centracom.com

Internet Services

There are three local Internet providers in West Wendover:

Direct Cable

CentraCom Interactive – www.centracom.com

Wireless

Digis Internet – www.digis.net

Water/Sewer/Garbage

Services are provided by the City of West Wendover. www.westwendovercity.com

See rates below.

City of West Wendover Schedule of New Rates for Garbage (4% Increase) Effective July 1, 2015				City of West Wendover Schedule of New Rates for Water (3% Increase) Effective July 1, 2015				City of West Wendover Schedule of New Rates for Sewer (3% Increase) Effective July 1, 2015						
Description	Old Rate		New Rate	Description	Old Rate		New Rate	Description	Old Rate		New Rate			
Initial Fee	50.00	For the initial receptacle	50.00	For the initial receptacle	Water Connection Fees Residential & Commercial	3,607.36	Minimum, based on 20 fixture units	3,715.58	Minimum, based on 20 fixture units	Sewer Connection Fees Residential & Commercial	2,885.88	Minimum, based on 20 fixture units	2,972.46	Minimum, based on 20 fixture units
Initial Fee	25.00	For each additional receptacle	25.00	For each additional receptacle		180.38	Per Unit Over 20	185.79	Per Unit Over 20		140.20	Per Unit Over 20	144.41	Per Unit Over 20
Monthly Fees: Residential	14.81	For one receptacle	15.40	For one receptacle	Meter Fees Residential & Commercial	360.74	Minimum, based on 20 fixture units	371.56	Minimum, based on 20 fixture units	Sewer Rates: Residential	25.97	Flat Rate	26.75	Flat Rate
	12.34	For each additional receptacle	12.83	For each additional receptacle		18.54	Per Unit Over 20	19.10	Per Unit Over 20	Sewer Rates: Commercial	25.97	Minimum for 0-8000 gallons of Water	26.75	Minimum for 0-8000 gallons
Monthly Fees: Commercial	74.00	Per ton tipping fee	76.96	Per ton tipping fee	Deposits and Fees Residential	20.00	Processing fee, non-refundable	20.00	Processing fee, non-refundable		3.24	Per one thousand gallons over 8000	3.34	Per one thousand gallons over 8000
Roll-Off 30 yard Container	287.73	Dump and return fee plus tipping fees	299.24	Dump and return fee plus tipping fees		36.00	Deposit, two months rate	36.00	Deposit, two months rate					
Roll-Off 30 yard Container Compactor	3.29	Rental fee per day	3.42	Rental fee per day	Deposits and Fees Commercial	20.00	Processing fee, non-refundable	20.00	Processing fee, non-refundable					
	287.73	Dump and return fee plus tipping fees	299.24	Dump and return fee plus tipping fees		100.00	Deposit	100.00	Deposit					
Front Loads:					Water Rates: Residential & Commercial	18.00	Minimum for 0-8000 gallons	18.00	Minimum for 0-8000 gallons					
2 yard	69.06	Rental fee per month for once a week service	71.82	Rental fee per month for once a week service		2.70	Per one thousand gallons over 8000	2.78	Per one thousand gallons over 8000					
3 yard	103.57	Rental fee per month for once a week service	107.71	Rental fee per month for once a week service	Rec District	1.22	Per one thousand gallons over 8000	1.26	Per one thousand gallons over 8000					
4 yard	138.10	Rental fee per month for once a week service	143.62	Rental fee per month for once a week service	Hydrant Meter: Set Up Fee	15.00	Non-refundable	15.00	Non-refundable					
6 yard	207.16	Rental fee per month for once a week service	215.45	Rental fee per month for once a week service		100.00	Deposit - refundable	100.00	Deposit - refundable					
8 yard	276.19	Rental fee per month for once a week service	287.24	Rental fee per month for once a week service	Water Rates	25.00	Minimum for 0-8000 gallons	25.00	Minimum for 0-8000 gallons					
Grease Traps	115.10	Per wet ton as received at the site	119.70	Per wet ton as received at the site		4.88	Per one thousand gallons over 8000	5.03	Per one thousand gallons over 8000					
Construction Debris	74.00	Per ton	76.96	Per ton	Reconnection Fees: Residential & Commercial	25.00		25.00						
Clean Construction Debris	22.89	Per ton	23.81	Per ton										

HOUSING

City of West Wendover has several housing types including Single Family Residential (single, duplexes, triplexes, condominiums, townhomes), Multi-Family Residential (apartments) and Residential Mobile Home (mobile home parks). In all West Wendover has over 35 subdivision/housing developments containing approximately 1,500 units.

RECREATION AMENITIES

West Wendover has just about everything you could ask for in recreation: Robert F. Scobie Park, (4) civic softball/baseball fields; (2) high school baseball fields, (2) multi-purpose (soccer) fields, Olympic size swimming facility, skating park, equestrian rodeo grounds, an 18 Hole Championship Homer Flint Golf Course (Toana Vista Golf Club), a 10 mile hard pack trail complex (Leppy Hills Trails) area fishing, hiking, mountain biking, ATVing, horseback riding and many other amenities. West Wendover is located in a very open and outdoor recreational area.

The West Wendover Recreation District (www.wendoverrec.com), which owns and operates most of the recreation facilities, has announced a new 29,000 sqft Recreation Center. This new facility will be built in the near future and located adjacent to the West Wendover Swimming Pool. This \$5 million facility will include a full gymnasium, elevated walking track, racquetball courts, weight, cardio and yoga rooms, meetings rooms and other enhancements.

CITY SERVICES

The City is a Nevada General Law City with a Council/Mayor form of Government (5 voting Council Members and a non-voting Mayor) with a professional City Manager and Staff. Departments include: Administration, Community Development, Finance, Fire, Police and Public Works/Utilities.

Since Wendover is a destination resort community comprised of two cities within two counties and states, the community has some overlap of government services. Though this may be considered a detriment in some respects, in other situations such as police and fire protection it is a benefit. The Mountain West average ratio per U.S. Department of Justice, Federal Bureau of Investigations (2011 Uniform Crime Reporting) for a community with a population of under 10,000 population (West Wendover and Wendover area approximately 7,000) is 3.7 officers per 1,000 of population. In our community the ratio is just above the average at 3.8 per 1,000 of population.

- The City is located in Township 33N., Range 70E., M.D.B.&M., and currently comprised of approximately 7 sections of land or 4,500 acres.
- 120 miles west of Salt Lake City, Utah
- 400 miles east of Reno, Nevada
- 380 miles north of Las Vegas, Nevada

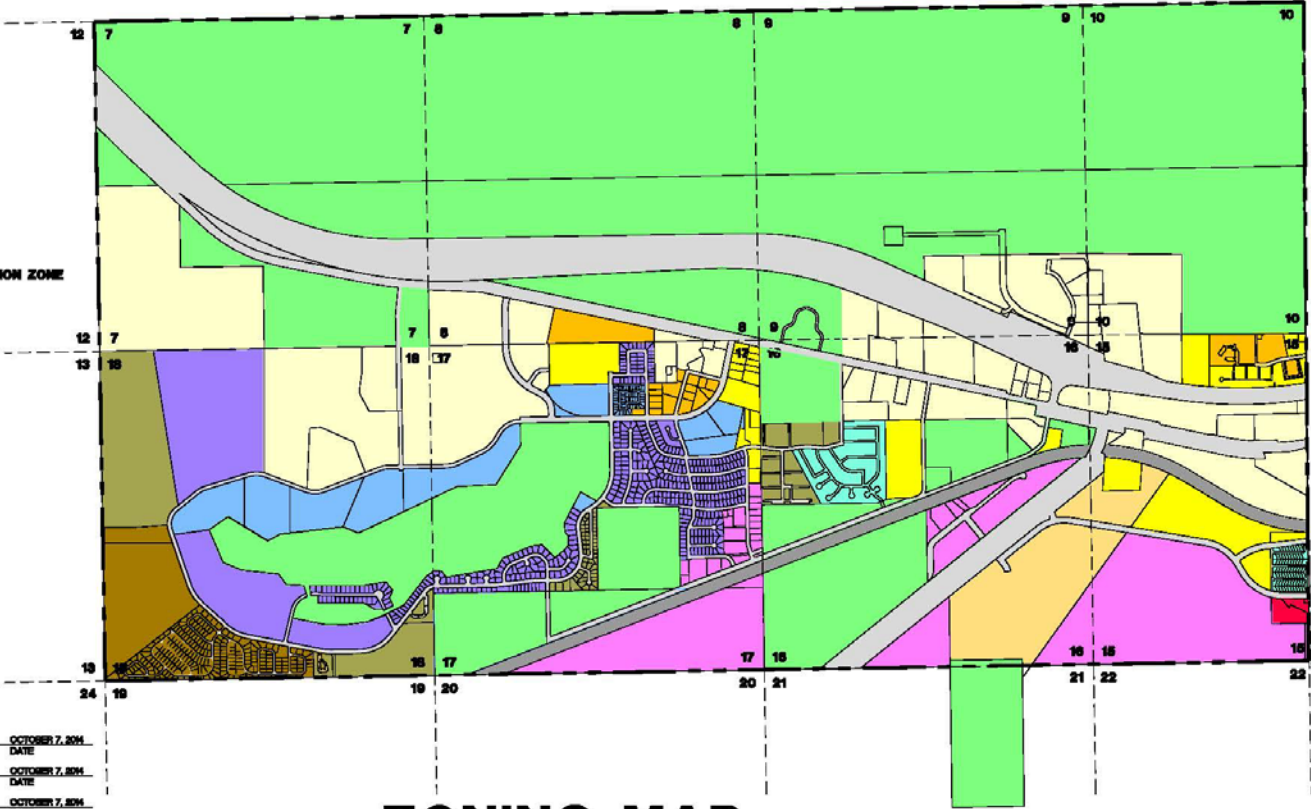


CITY OF WEST WENDOVER



LEGEND

- CITY BOUNDARY
- SECTION LINES
- PROPERTY LINES
- AIR FORCE EXCEPTION ZONE
- C-1
- C-2
- C-3
- M
- P
- R-1
- R-2
- R-C
- RMF
- RMH-1
- RMH-3
- R.O.W.
- RAILROAD



APPROVALS

EMILY CARTER _____ OCTOBER 7, 2014
 MAYOR DATE

CRAIG NEELEY _____ OCTOBER 7, 2014
 ENGINEER DATE

CHRIS MELVILLE _____ OCTOBER 7, 2014
 CITY MANAGER DATE

ANNA BARTLOME _____ OCTOBER 7, 2014
 CITY CLERK DATE

ZONING MAP

SCHOOL ENROLLMENTS

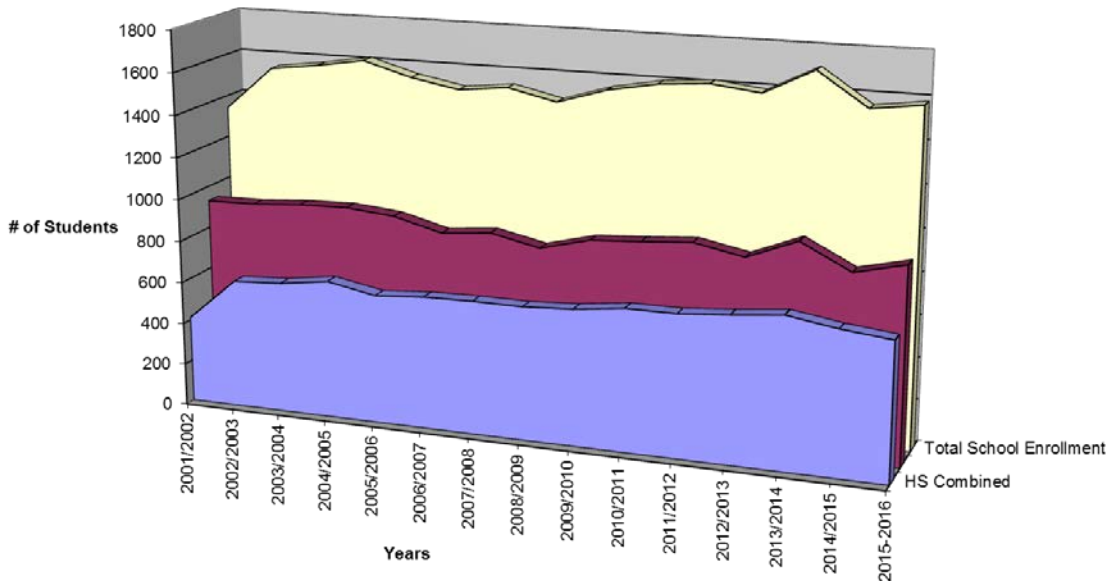
The community of Wendover has 2 school systems due to there being two communities located in two states/counties; one located in Nevada and one across the border in Utah. Below is the enrollment numbers for West Wendover, Nevada (Elko County School District) and Wendover, Utah (Tooele County School District).

The new \$25mm West Wendover Elementary School will open in August 2016 followed by the completion of a new/remodeled Middle School (\$6-8mm) in August 2017. The new facilities include a full gymnasium, the construction of new sports facilities and playground areas.

West Wendover, Nevada Schools															
	2001/2002	2002/2003	2003/2004	2004/2005	2005/2006	2006/2007	2007/2008	2008/2009	2009/2010	2010/2011	2011/2012	2012/2013	2013/2014	2014/2015	2015-2016
WW HS	411	450	430	450	444	422	445	453	440	496	478	496	516	496	456
*WW Elem	713	722	730	742	725	646	671	629	666	680	674	630	650	587	628
Wendover, Utah Schools															
	2001/2002	2002/2003	2003/2004	2004/2005	2005/2006	2006/2007	2007/2008	2008/2009	2009/2010	2010/2011	2011/2012	2012/2013	2013/2014	2014/2015	2015-2016
W HS	0	163	196	208	170	209	190	180	206	178	196	197	201	184	199
*W Elem (Anna Smith)	217	212	221	215	211	231	228	220	242	243	267	265	340	284	300
*Elementary numbers do include pre-school															
Schools Combined															
	2001/2002	2002/2003	2003/2004	2004/2005	2005/2006	2006/2007	2007/2008	2008/2009	2009/2010	2010/2011	2011/2012	2012/2013	2013/2014	2014/2015	2015-2016
HS Combined	411	613	626	658	614	631	635	633	646	674	674	693	717	680	655
Elem Combined	930	934	951	957	936	877	899	849	908	923	941	895	990	871	928
Total School Enrollment	1341	1547	1577	1615	1550	1508	1534	1482	1554	1597	1615	1588	1707	1551	1583

Note: Enrollment provided by Elko County School District and Tooele County School District.

School Enrollment



NEWS PAPERS

Local: High Desert Advocate, Wendover Times, Elko Daily Free Press
Regional: Salt Lake Tribune, Salt Lake City Weekly, Reno Gazette, Desert News, Las Vegas Sun, Las Vegas Review Journal
National: USA Today, New York Times, Wall Street Journal

TELEVISION

Local/National: All related network stations out of Salt Lake City, Utah, the closest regional market.

Other: Cable and Satellite Coverage

TIME

The City of West Wendover is unique in that while the rest of Nevada is in the Pacific Time Zone, the Federal Government (USDOT) specifically notched out West Wendover and we remain in the **Mountain Time Zone**. This is of course due to the fact that West Wendover has always been closely tied with the Salt Lake City area not only in terms of visitors but business commerce in general. As such, in an attempt to simplify things for visitors and residents alike of the area, we will always be on Mountain Time.

HISTORY/HISTORIC LANDMARKS

- Wendover Will, the Guinness Book of World Record holder, as the world's largest mechanical neon lit cowboy.
- Wendover Field a historic World War II facility on the National Register of Historic Places.
- Bonneville Salt Flats where world land speed records have been set for nearly a century.
- Danger Cave, where archeologists have made some of the earliest discoveries of man.
- First Transcontinental Telephone Connection.
- Western Pacific Railroad Feather River Route.
- Hastings Cut-off, the main factor in the fate of the infamous Donner/Reed Party.
- Victory Highway Historic Park and Interpretive Walking Trail.

For additional information and resources please visit:

Web: www.westwendovercity.com

Facebook: [City of West Wendover - Government](#)

See Us on YouTube: www.youtube.com/channel/UCsx4Lz_APLqih6pxQWEbB4Q